



**RANKED #10 BEST AIRPORT IN THE U.S. BY CONDÉ NAST TRAVELER**  
 5 CONSECUTIVE YEARS OF RECORD-BREAKING PASSENGER GROWTH

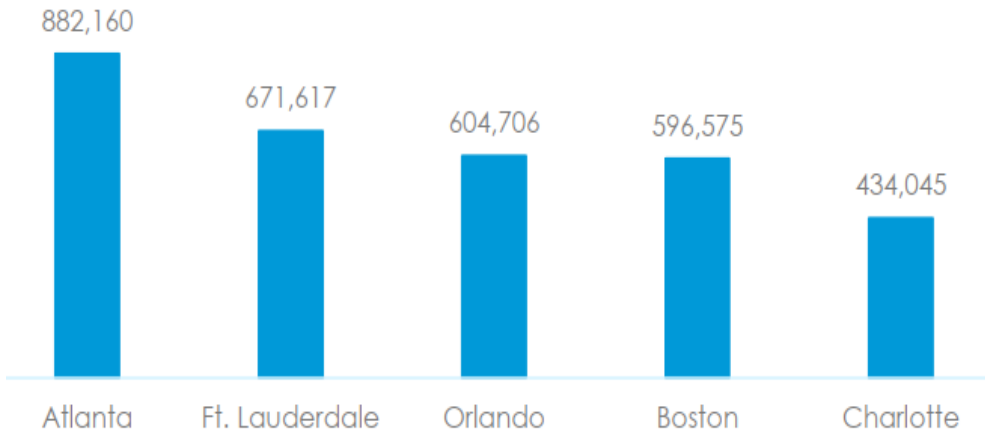
# ONE GREAT AIRPORT TWO GREAT CITIES



## 2019 BWI Marshall Highlights

### LEADING DOMESTIC DESTINATIONS

Based on number of passengers



### FLIGHTS

Airlines  
**36**

Nonstop Destinations  
**92+**

Daily Flights  
**688+**

### RANKING & TRAFFIC

**22<sup>nd</sup>** BUSIEST  
AIRPORT IN NORTH AMERICA

**2.9%**  
TRAFFIC GROWTH



**THE BALTIMORE / WASHINGTON REGION IS THE 3<sup>RD</sup> MOST POPULOUS IN THE COUNTRY**  
**IT IS ALSO THE HIGHEST INCOME, MOST EDUCATED STATISTICAL REGION IN THE U.S.**

**TRAVEL**

**1 IN 3**

Adults in the Region have flown in the last 12 months.

**17**

**FORTUNE 500 HEADQUARTERS**

**ENTERTAINMENT**



**WASHINGTON/BALTIMORE POPULATION (METRO)**

**9,814,928**

**NUMBER OF HOUSEHOLDS**

**3,576,475**

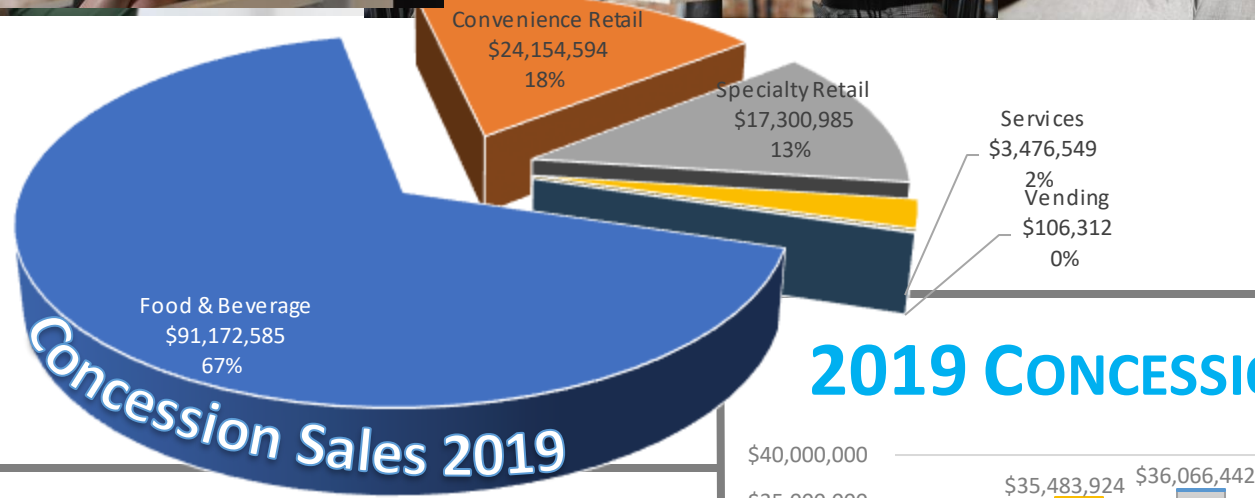
**KEY EMPLOYMENT SECTORS**

- Bioscience
- Federal Government
- Health Care / Life Science
- Higher Education
- Information Technology
- Tourism

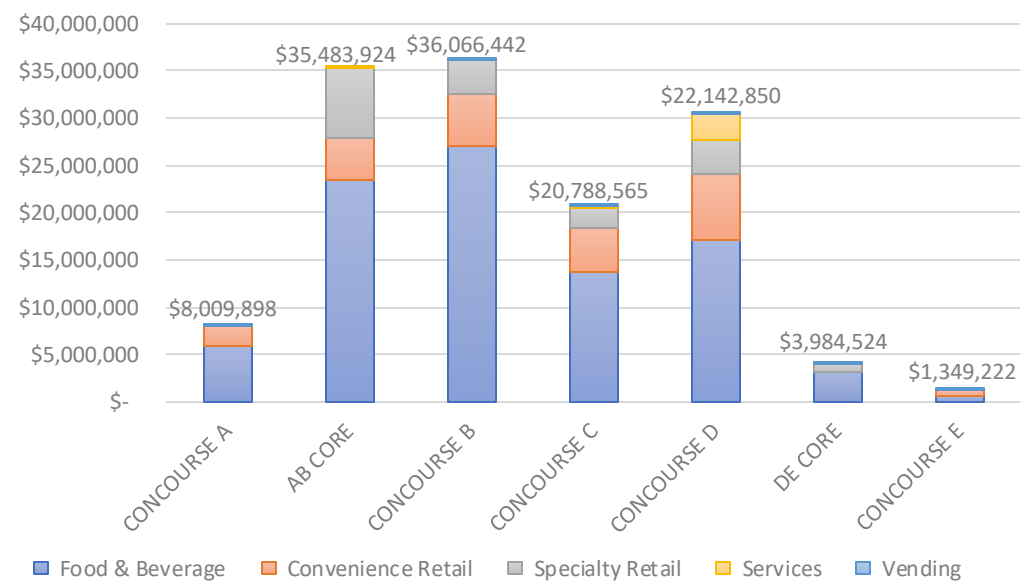


## CONCESSION LOCATIONS OPERATING IN 2019

# 130



## 2019 CONCESSION PERFORMANCE



Convenience Retail	\$178.78
Food & Beverage	\$165.88
Services	\$120.19
Specialty Retail	\$118.64

## REVENUE PER SQ. FT.

## 92 CONCESSION OPERATORS

Food & Beverage	49
Specialty Retail	32
Services	9
Convenience Retail	2